



■ Main Feature

1. Epoxy molded Single-In-Line package.
2. Mounting space is less by half compared to Dual-In-Line package.
3. Completely Washable.
4. Provide high speed, miniature and cost effective switching solution.

Application:

Security system, Modem and other telecommunication products.

Contact Rating:

- Nominal Load (Resistive)
 - Max. Switching Power..... 10 VA.
 - Max. Switching Voltage..... 100 VDC.
 - Max. Switching Current 0.5A.
 - Max. Carrying Current 1A.
- Contact Material RU Alloy.
- Contact Form..... SPST

■ Temperature Range:

- Operating -40~85 °C.
- Storage..... -40~105 °C.

■ Humidity Range..... 45~85% RH.

■ Vibration Resistance 20 g.

■ Shock Resistance 100 g.

■ Life Expectancy:

- Electrical..... 10⁸ Operations at ref. 10VDC, 10mA

Performance (at Initial Value)

- Contact Resistance150 mΩ Max.@100,6VDC
- Operate Time.....0.5 mSec. Max.
- Release Time0.5 mSec. Max.
- Dielectric Strength:
 - Between Coil & Contact1,000 VAC at 50/60 Hz for one minute.
 - Between Contacts.....250 VAC at 50/60 Hz for one minute.
- Insulation Resistance.....100 MΩ Minimum

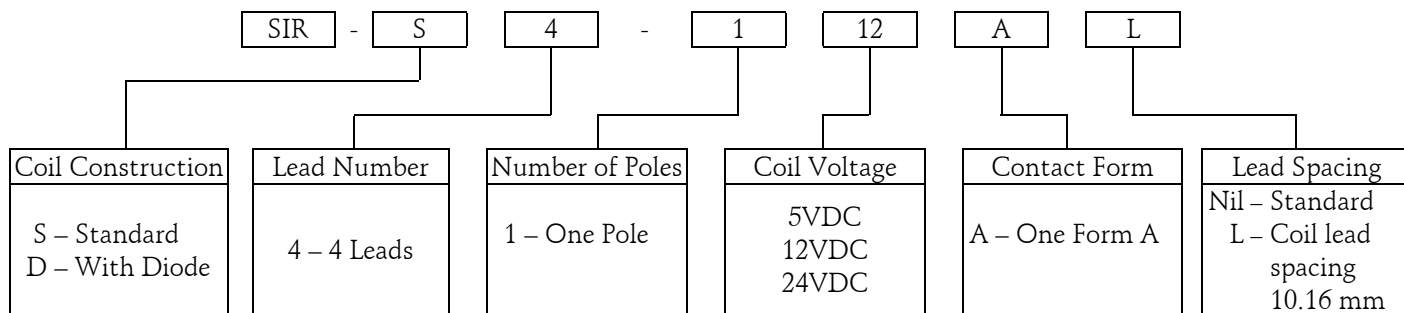
Safety Standard & Its File Number:

- C-UL..... E141060.

Coil Specification (at 20 °C):

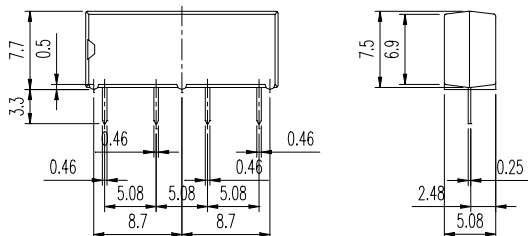
Coil Sensitivity	Nominal Voltage (VDC)	Nominal Current (mA)	Coil Resistance ($\Omega \pm 10\%$)	Power Consumption (mW)	Pull-In Voltage (VDC)	Drop-Out Voltage (VDC)	Maximum Allowable Voltage (VDC)
SIR	5	10	500	50	3.75	0.80	16
	12	12	1,000	144	8.60	1.50	24
	24	12	2,000	288	17.50	2.50	32

Ordering Information:

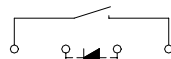


Dimension:

SIR-S4-1XXA

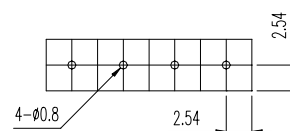


Circuit Schematic



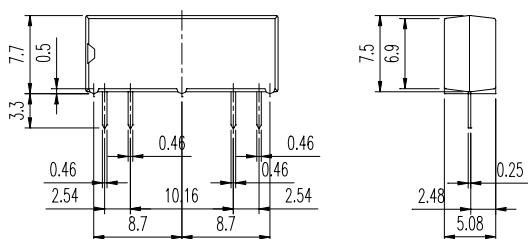
(TOP View)

PCB Layout

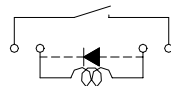


(TOP View)

SIR-S4-1XXAL

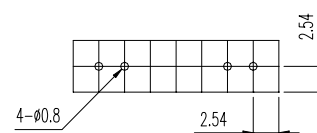


Circuit Schematic



(TOP View)

PCB Layout



(TOP View)